



SPECTRO SPECTIVE

STORIES OF AUTISM: 2018

How-to-Guide

How to make your video

**SPECTRO
SPECTIVE**
STORIES OF AUTISM: 2018

Welcome to Spectrospective 2018

As a major contribution to World Autism Awareness Day on Monday 2 April 2018, Amaze will release its fourth Spectrospective film of autism stories to Victorians, Australians and the world.

Last year, more than 3000 people watched autistic people and their families tell their stories on the big screen at 12 Village cinemas throughout Victoria and Tasmania. Tens of thousands more views were recorded by the broader community accessing the films via the Spectrospective website and Facebook channel.

We would love to share your autism story with the world in 2018.

To help you make and submit your video this year, we have created this Participant Pack. Included are the following:

- Some ideas that can help you think about the sort of story you might like to share
- Instructions on making a film
- Instructions on submitting a film
- A Video Release form giving us permission to share your story with the wider world

Remember, submissions need to be back to Amaze by Monday February 26 2018.

So turn the page – and let's get started!

How to make your video

**SPECTRO
SPECTIVE**
STORIES OF AUTISM: 2018

Make a film

In 2018 Spectrospective is asking the autistic community to share their experiences of school and education. By telling and showing these stories, we will help shape a better education future for all autistic students.

From little things to big - and everything in between - we want to know what school is, was, or should be like for you by asking you to answer these three questions in your Spectrospective film.

- 1. What is or was good about your school for you? You might want to talk about any changes or adjustments that were made to support you.**
- 2. What were the specific challenges for you at school? What could have helped you with these challenges?**
- 3. What changes should schools make so that autistic students are supported to have a positive school experience where they can achieve like all other students?**

Whether you're a current student, past student, in high school, primary school or university, a teacher, a parent, a friend, a relation - whoever you are, if you have a story about autism and education, we want to hear it!

The only way people can understand what needs to happen in education for autistic people to thrive, is for us to tell them how schools can best support autistic people.

Share your stories, tell your own education experience - the good, the challenging and your wish or hope for what schools need to do so that all autistic students have the best education experience and results they can.

This is your chance to help shape the future of education for autistic students. We can't wait to see your film!

Don't forget, if you want some inspiration and more ideas, you can look at some of the previous Spectrospective videos at www.spectrospective.com.au

How to make your video

**SPECTRO
SPECTIVE**
STORIES OF AUTISM: 2018

Filming Instructions

1



Make sure your film is in landscape/horizontal format.

That means, wide and not tall. If you are using a phone or tablet/iPad, remember to try and hold the camera as still as you can.

2



Make sure that the sound is clear.

Try to make your film away from noisy or windy places and if you have a microphone hold it in your hand. If you don't have a microphone, sit about 60 cm away from the camera.

3



Make sure you can be clearly seen.

The light (like the sun, a lamp or window) should always be in front of you, not behind you. Hold the camera (or smartphone or tablet) still, or use a tripod. You can film yourself or someone can film you.

4

Make it 5 minutes or less



5

Music

Don't use copyrighted music (music that is owned and made by somebody else) in your video (for example anything played on the radio or on a CD). Don't add any music or additional sound to your video when you are talking. We need to be able to hear your voice.



6

Read, print and sign the 'Video release terms & conditions' in this document

Signing the Video Release Terms & Conditions' means you are giving us your permission to use your video (and/or parts of), across various media like the Amaze website, social media, advertising etc. You must complete this form, sign it and send it to us so we can use your film.



7

If you are not sure about what you want to say in your video

You can use the questions on the previous page - these questions might help you with ideas of what to say and do in your video.



8

Do you have further questions?

If you have any other questions about making or submitting your film, email us darren.devlyn@amaze.org.au



How to make your video

**SPECTRO
SPECTIVE**
STORIES OF AUTISM: 2018

Video Release Terms & Conditions

For WAAD in 2018, Amaze is running a social media campaign and asking for individuals on the spectrum and their family members and carers to record short videos of themselves to be uploaded to a public website. The footage provided by participants in this campaign will be used for the promotion of better understanding of autism and may be used in a variety of media including, but not limited to:

- electronic media such as the Amaze Facebook page, LinkedIn page, Twitter Feed, website, campaign site, online newsletters and other promotional, advertising or marketing collateral
- media including print and broadcast at a local, regional and national level

The footage may be used in multiple ways and may be edited to suit requirements.

Amaze may wish to use and reproduce the footage you provide, and/or one or more photographs, interviews, video and/or sound recordings of you and/or your child/children, taken for the purposes set out above and is seeking your consent to do so. To give your consent, please complete the details below.

Consent (please tick one or both as appropriate)

- ☐ Adult: I, _____,
give consent to Amaze and to other organisations authorised by them, to utilise the footage provided.
- ☐ Child/Children: I, as the parent or guardian of _____,
(include names of all children), give consent to Amaze and to other organisations authorised by them,
to utilise the footage provided.

I give permission to Amaze and to other organisations authorised by them, to use, by means of any media and in any way, the photographs, interviews, video and/or sound recordings, name and likeness of me and/or my child/children for the purposes outlined above. I indemnify, release and hold harmless Amaze and any persons authorised by them, against all liability, loss, damage, cost and expense which it may sustain or incur and all actions, claims or damages made against Amaze or any person authorised by them of whatever nature and howsoever arising out of the use of the photographs, interviews, videos, sound recordings, name and/or likeness of me and/or my child/children.

Signature: _____ Date: _____

Name (please print) _____ Phone: _____

Email: _____

Mailing Address: _____

☐ Other People If any other people – eg: family member, friend, colleague, etc - are appearing in your video, we need their consent as well. Please get them to sign as appropriate on the next page.

☐ USB Return If you are submitting your video by USB and wish to have the USB returned, please tick this box and remember to include a stamped, self-addressed envelope

How to make your video

**SPECTRO
SPECTIVE**
STORIES OF AUTISM: 2018

Video Release: Additional Consent

Additional Consent (please tick one or both as appropriate)

☐ Adult: I, _____,
give consent to Amaze and to other organisations authorised by them, to utilise the footage provided.

☐ Child/Children: I, as the parent or guardian of _____,
(include names of all children), give consent to Amaze and to other organisations authorised by them,
to utilise the footage provided.

I give permission to Amaze and to other organisations authorised by them, to use, by means of any media and in any way, the photographs, interviews, video and/or sound recordings, name and likeness of me and/or my child/children for the purposes outlined above. I indemnify, release and hold harmless Amaze and any persons authorised by them, against all liability, loss, damage, cost and expense which it may sustain or incur and all actions, claims or damages made against Amaze or any person authorised by them of whatever nature and howsoever arising out of the use of the photographs, interviews, videos, sound recordings, name and/or likeness of me and/or my child/children.

Signature: _____ Date: _____

Name (please print) _____ Phone: _____

Email: _____

Mailing Address: _____

Additional Consent (please tick one or both as appropriate)

☐ Adult: I, _____,
give consent to Amaze and to other organisations authorised by them, to utilise the footage provided.

☐ Child/Children: I, as the parent or guardian of _____,
(include names of all children), give consent to Amaze and to other organisations authorised by them,
to utilise the footage provided.

I give permission to Amaze and to other organisations authorised by them, to use, by means of any media and in any way, the photographs, interviews, video and/or sound recordings, name and likeness of me and/or my child/children for the purposes outlined above. I indemnify, release and hold harmless Amaze and any persons authorised by them, against all liability, loss, damage, cost and expense which it may sustain or incur and all actions, claims or damages made against Amaze or any person authorised by them of whatever nature and howsoever arising out of the use of the photographs, interviews, videos, sound recordings, name and/or likeness of me and/or my child/children.

Signature: _____ Date: _____

Name (please print) _____ Phone: _____

Email: _____

Mailing Address: _____

How to upload your video

**SPECTRO
SPECTIVE**
STORIES OF AUTISM: 2018

Submission & Upload Guide

You can send an edited version of your video to us, or simply send us what you've shot unedited. Whichever your preference, remember to make it no longer than 5 minutes!



Before we get started make sure you have:

- Read and signed the Terms and Conditions
- Named your video file as follows: First name_Last name_SP2018.
Example File Name: Jane_Smith_SP2018



Jane_Smith_SP2018.mov



You can then choose one of the following methods to deliver your video:



WeTransfer:

WeTransfer is a cloud-based computer file transfer service, there are easy to follow directions on next page, including what information you will need to successfully

Remember!

Be sure to upload your consent form as well as your video when submitting your entry.



USB:

Send us a USB with your video file on it and a signed 'video release terms and conditions form' found on page 7 of this document. Include a stamped, self-addressed envelope and we'll return your USB once we've downloaded your video!

Once you have posted your submission, email us at darren.devlyn@amaze.org.au to let us know, so we can keep our eye on the post!

Send to:

**Spectrospective
c/o Amaze
PO Box 374,
Carlton South VIC 3053**

And remember to encourage your friends and family to create their own video!
Thank you for getting involved, we can't wait to watch your video!




How to upload your video

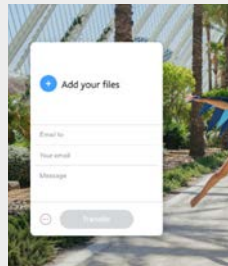
**SPECTRO
SPECTIVE**
STORIES OF AUTISM: 2018

WeTransfer Upload Guide

1

Once you are ready to send your video go to www.wetransfer.com

 www.wetransfer.com



2

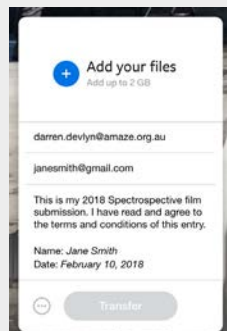
Fill in the fields in the white box.

- Where it asks for 'Email to' type **darren.devlyn@amaze.org.au**
- Type in your email address
- In the message section, copy and paste the following information:

This is my 2018 Spectroscopic film submission. I have read and agree to the terms and conditions of this entry.

Name: Write your name here

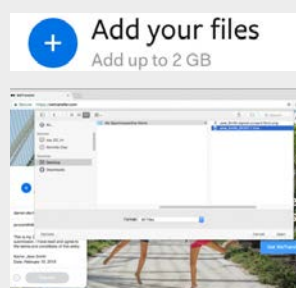
Date: Write the date here



3

Click on the 'blue plus sign' to upload your video.

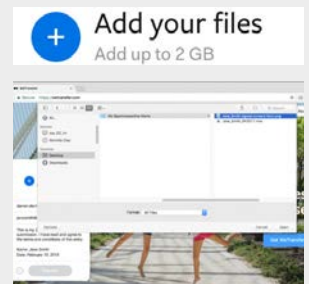
Navigate to your video file on your computer and select 'Open'.



4

Upload your consent form by clicking on the 'blue plus sign' again.

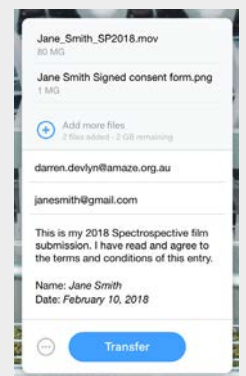
Navigate to your consent form file on your computer and select 'Open'.



5

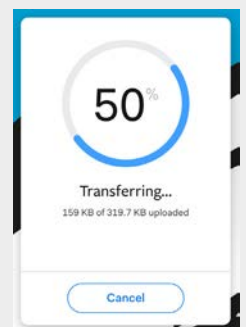
Now all your information and files are there, you are ready to send the files!

Simply click on 'Transfer'.



6

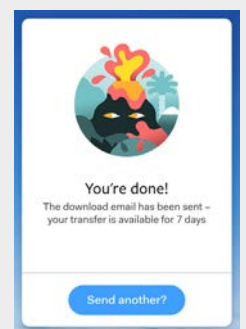
The files may take a little while to send, but that's OK, it will keep you updated of its progress.



7

Once its finished sending you will get a message telling you it is all done.

You will also get a confirmation email sent to you to let you know it was transferred successfully.



Contact

Phone 1300 308 699

Email darren.devlyn@amaze.org.au

PO Box 374, Carlton South VIC 3053

**SPECTRO
SPECTIVE**
STORIES OF AUTISM: 2018

